



Meet. Play. Celebrate.

Shipping Address

Amarillo Civic Center Complex
401 S. Buchanan
Amarillo, Texas 79101

Physical Address – GNC

Globe-News Center
500 S. Buchanan
Amarillo, Texas 79101

Venue Contacts

Bo Fowlkes: General Manager

Bo.fowlkes@amarillo.gov Office Phone: 806-378-9460

Christopher Post: Asst. General Manager

Christopher.Post@amarillo.gov , Office: 806-378-9480

Derek Hisek – Production Manager

Derek.Hisek@amarillo.gov , Office: 806-378-3088, Cell: 605-695-6179

Mandy Smoot– Event Manager (FOH things)

Mandy.Smoot@amarillo.gov, Office: 806-378-9471, Event Cell (will be answered by Event Supervisor on duty) EC: 806-654-1719

Han Owens – Box Office Manager

Han.owens@amarillo.gov , Office :806-378-6174

Maya Weatherholt - 1st Asst. Production Manager

Maya.Weatherholt@amarillo.gov , Office: 806-378-9346 Cell: 806-677-4193

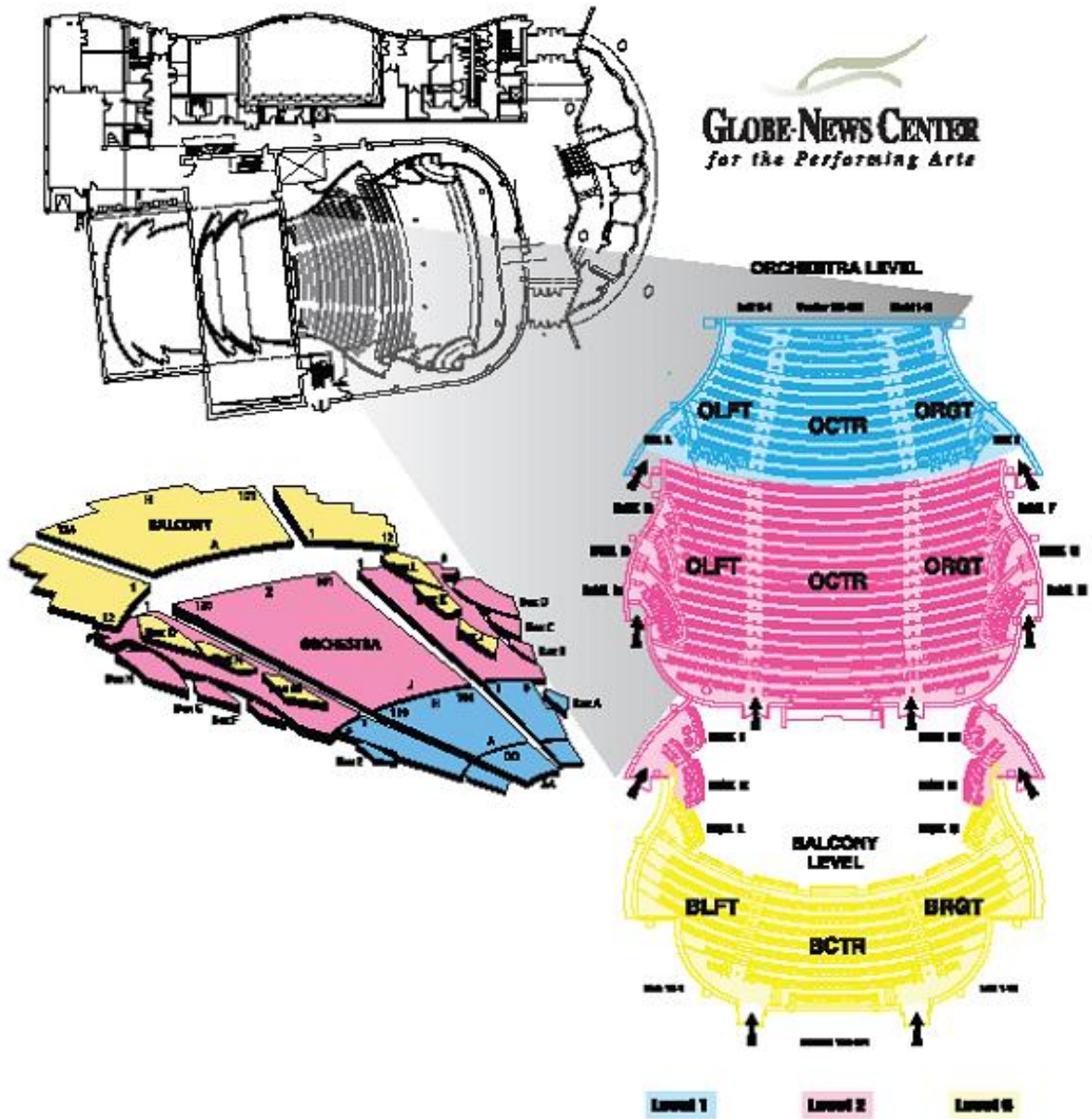
Kaleb Chamblee – 2nd Asst. Production Manager

Kaleb.Chamblee@amarillo.gov , Office: 806-378-4221 Cell: -806-223-7233

Ashley Jones – Marketing Administrator

Ashley.jones@amarillo.gov , Office:806-378-4246

Venue Layout





GLOBE-NEWS CENTER
for the Performing Arts

**500 South Buchanan
Amarillo, TX. 79101**



The Globe News Center for the Performing Arts houses a 1314 seat auditorium with balcony, rehearsal/education room, spacious multi-level lobby, and numerous dressing rooms. It is designed with acoustical excellence in mind and serves as a landmark for the Arts scene in Amarillo.

It is equipped with a one-of-a-kind one-piece orchestra shell, retracting into an upstage garage area to reveal a fully equipped roadhouse. Featuring a sprung dance floor, hydraulic orchestra pit, complete fly system and available lighting and audio packages, the Center is equipped to host events from the smallest meeting to a large road show. It serves as the performance home for the Amarillo Symphony, Amarillo Opera, and Lone Star Ballet. The facility is operated and managed as part of the Amarillo Civic Center Complex.

Technical Specifications

Revised 11/12/2025

Load-in Area

The loading dock is a truck height loading dock with dock leveler available. It is located adjacent to Pierce Street (one-way southbound). When headed southbound on Pierce Street, pull into the parking lot just past the building and back into the dock area. There is room for only one truck at a time at this dock. An alternate street level load-in overhead door for smaller items is available on the northwest corner of the building. This opens into a small garage area with access to the backstage dock through a double doorway approximately 84" h x 71" w.

Loading Dock Door dimensions – 10'x10'

Push to stage – 53' with one turn to the right

Hallway vertical clearance – 8' 9" (pipes hanging lower than door height)

Hallway width – 16'

Stage Door dimensions – 10'x10'

Soundproof stage door located on Upstage Left back wall.

Stage

Client is responsible for damage to stage including paint removal

Curved Proscenium arch – 50' wide at stage level, 32' high at CL

Stage width 50' + wings = 106"

Stage depth 38'

Wing Space – 30' Stage Left, 26' Stage Right

Offstage vertical height to second floor pin-rails - 37' 0"

Front of Stage FOH Mix – 96'

Snake Run Stage to FOH – 160'

Stage Floor Surface

All fastening to the stage deck must be approved in advance and in writing by Civic Center Management.

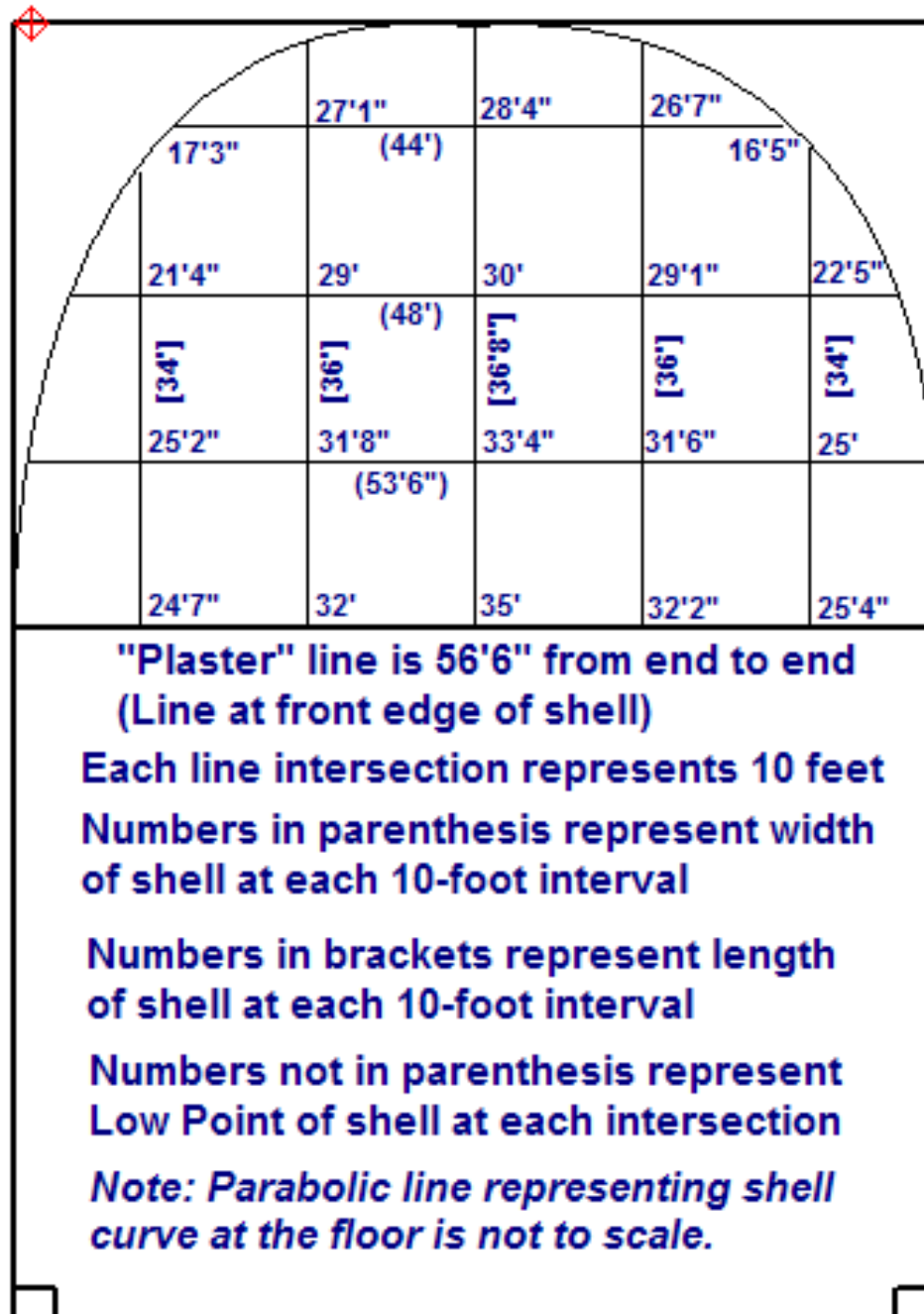
Absolutley NO LAGGING ALLOWED.

Stage floor is a sprung dance floor constructed with rubber supports topped with two layers of 3/4" plywood and surfaced with a layer of 1/4" hardboard (Masonite). Color is black. Surface is consistent from wall-to-wall.

Client will be responsible for any floor damage or repainting, if necessary, after use. Permission must be obtained from facility technical management prior to lagging into or painting the floor.

Acoustical Orchestra Shell

A one-of-a-kind one-piece orchestra shell is housed in a garage upstage of the main stage-house. The orchestra shell plays an important role in the quality of the music. Its use links the house with the stage and creates a one room concert hall acoustically. It is recommended for most musical ensembles. When in use, it travels forward into the stage house, effectively placing the performers in the same acoustical space as the audience. If you plan on using this shell, please contact the facility Production Manager for additional information. Approximate measurements inside the shell are depicted in the graphic below.



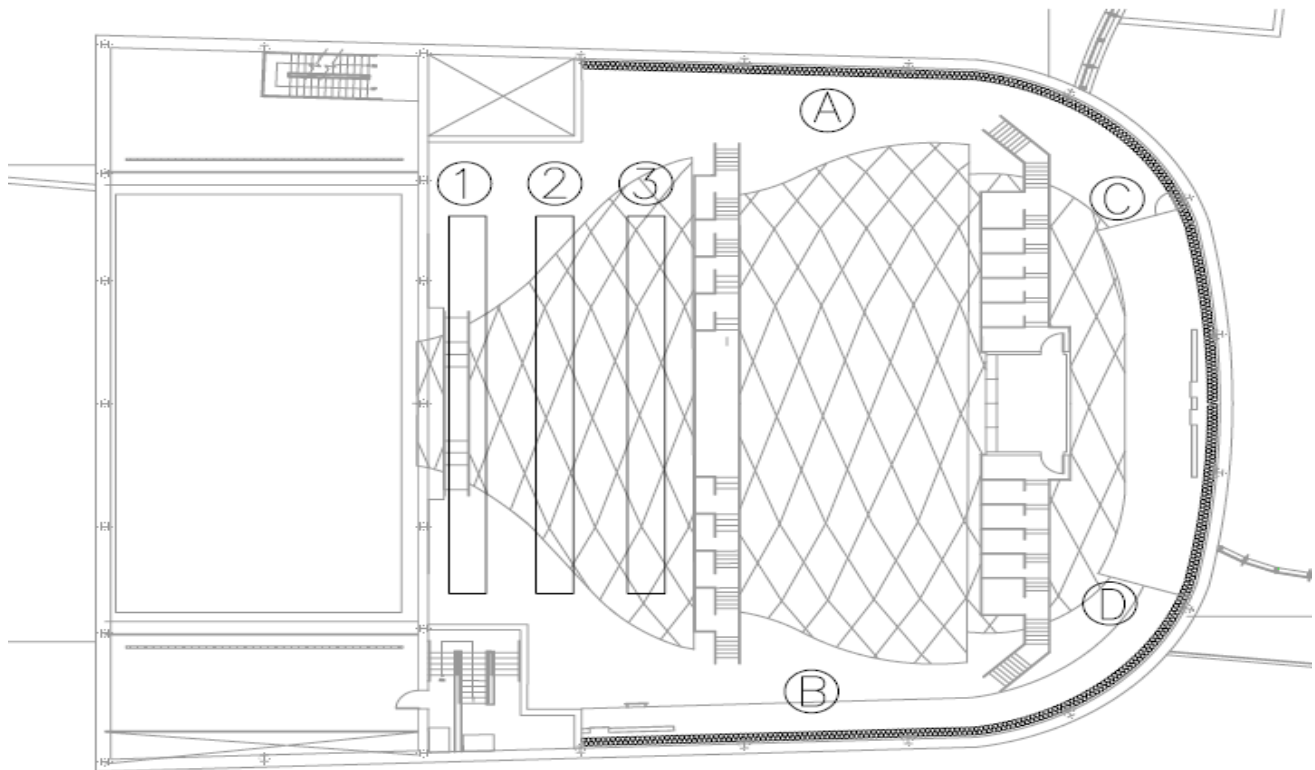
Adjustable Acoustical System

The adjustable absorption systems consist of heavy velour motorized draperies and panels, or dampers located at the catwalk level in the outer volume chamber of the hall. Velour banners are typically cost effective and reliable. However, they are most efficient at mid and high frequencies above 250 Hz, with a rapid decrease at low frequencies, and little effect below 63Hz. The dampers consist of 6" thick fiberglass panels that are more efficient in the low frequency range. When the draperies and dampers are stored within their pockets, they have a negligible effect on the decay or reverberation time within the audience chamber. When they are deployed, they absorb sound proportionally to their exposed area and reduce the reverberation time of the hall. Programs requiring a "live" room with a longer reverberation time, e.g. classical music, would typically have most of the draperies and dampers stored in their pockets, while events requiring a "dry" room with a shorter reverberation time, e.g. speech or amplified, would typically have most of the systems deployed.

The following table is a quick guide for performance use of the adjustable systems. Settings for program types not listed here should resemble the most similar program. The draperies are labeled A, B, C and D and the dampers are 1, 2, and 3.

Program	Draperies Deployed	Dampers Deployed
Piano Soloist – lid up	NONE	NONE
Vocal or Instrumental Soloist (with piano) – low stick	A, B	NONE
String Quartet or String Ensemble	A, B	NONE
Choral Ensemble Pop	A, B, C, D	NONE
Chorus	A, B	NONE
Symphony Orchestra (with full brass and percussion)	NONE	3
Symphony Orchestra with Strings only (chamber orchestra)	A, B	NONE
Lecture	A, B, C, D	1, 2, 3
Unamplified Jazz	A, B, C, D	1, 2, 3
Pop or Rock Band	A, B, C, D	1, 2, 3

Program	Shell Deployed	Stage Location	Pit Lift Configuration
Piano Soloist – lid up	YES	In the shell, locate piano edge 2' upstage from upstage pit lift line	Stage or Audience level
Vocal or Instrumental Soloist (with piano) – low stick	YES	In the shell, locate piano edge 3' upstage from upstage pit lift line. Singer off center	Stage or Audience level
String Quartet	YES	In the shell, first violin located 3' upstage from upstage pit lift line.	Stage or Audience level
Choral Ensemble (Sweet Adelines)	YES	On choral risers in the shell. Podium located 2' upstage from the upstage pit line.	Stage or Audience level
Chorus	YES	On choral risers in the shell. Podium located 2' upstage from the upstage pit line.	Stage or Audience level
Symphony Orchestra (with brass and percussion)	YES	Podium 2' upstage from the downstage pit edge	Stage Level
Symphony Orchestra with Strings only (chamber orchestra)	YES	Podium 2' upstage from the downstage pit edge	Stage Level
Lecture	YES OR NO	Does not matter	Stage or Audience level
Unamplified Jazz	YES	In the shell just upstage from the pit lift	Audience level
Pop or Rock Band	NO	In stage with stage curtains	Audience level



Orchestra Pit

Hydraulic Orchestra Pit can be raised from orchestra pit level to audience or stage level. Portable seats are available to add for additional seating when Pit is at audience level. When completely lowered, there is an additional 8' of space for orchestra members under the stage.

Stage Trap System

A stage trap system is available for use. Please contact facility management prior to planning use of these traps. Client is responsible for extra cost/labor for removing and replacement of trap doors.

Fly System

Counterweight system, all single purchase – Only 12.5lb Bricks

59 fly lines plus 1 House Curtain line

Grid Height – 81' 10"

Low trim – 4' 0"

High trim – 77' 0"

Locking rail located SR at Stage Floor Level

Belaying pin-rails located 10' off stage at approximately 40' high for cable picks.

Baton weight maximum of 700 lbs.

Power Connections

Audio power throughout the building is all tied to the same transformer and isolated ground. Any orange-colored plugs in the building are on this transformer and ground.

Audio Company Switch:

- One 200 Amp 3 Phase with Isolated Ground Upstage Left (bare lug)
- One 60 Amp 3 Phase with Isolated Ground Down Stage Left with distro box
- One 60 Amp 3 Phase with Isolated Ground Down Stage Right with distro box

Lighting/Motor Company Switches

Two – 400 Amp 3 Phase Switches on Stage Left Wall (Cam-lock connectors)

Headset/Paging System

The Center features a four-channel Clear-Com headset system with stations liberally spaced throughout the facility. Paging to lobby, backstage and dressing rooms is available from the Stage Manager position, as well as other locations in the facility.

Follow Spots

Two (2) Lycan Follow spots are located at the apex of the rear catwalk in an enclosed spot booth. Spots are available at an extra charge. No other matching follow spots are available in the facility. If your production requires additional spots, please discuss this with the facility Production Manager at **least two weeks prior to your move-in.**

Lighting System – We only have conventional Fixtures, no intelligent lighting

A basic hang plot has been established for the Globe-News Center and is available for client's use. Any changes or additions to this basic plot are the client's responsibility and the basic hang must be restored as part of the move-out. A list of equipment can be found on the last page of this document. Lighting diagrams and hang plot are available by request. Lighting equipment is listed at the end of this document.

- ETC Sensor system with 3-pin connectors on three house catwalks and various other locations throughout the theatre.
- Onstage electrics powered from the grid using 150' Socapex cables with 3-pin fan-outs.
- ETC Net2 throughout the facility with 2-Port DMX control nodes.
- ETC Ion XE 20 control board with remote video node and wireless remote focus unit can be connected via closed Wi-Fi system. 24 Universes available

Audio System – Limited to 95dB

A complete in-house audio system is available. Control is from the audio control booth or a back-of-the-house mix location in the seating area. Any use of this mix position requires the removal of seats. The booth has proven not to be a good location for mixing. If using the FOH location, please inform production and box office management prior to opening of ticket sales. We currently use a Midas M-32 for FOH mixing.

A complete listing of audio equipment available can be found at the end of this document

Dressing Rooms

All dressing rooms are equipped with lighted individual make-up mirrors and lavatories with hot and cold water.

Three small “headliner” dressing rooms designed for 1 or 2 people each are located at stage level across the hallway off stage left. One dressing room has its own restroom, with the other two dressing rooms sharing their own restroom. An additional “quick change” room is also located next to the headliner dressing rooms with no toilet facilities. All showers are located on the second floor.

Five large dressing rooms are located on the second floor, accessible from stage level by a stage left stairway or backstage service elevator. Second floor Dressing room area includes the following:

- 4 Dressing rooms designed to comfortably serve 10 to 12 people each
- 1 Dressing room designed to comfortably serve up to 50 people
- 5 individual Shower rooms and Men’s and Women’s Rest Rooms located adjacent to the dressing rooms by a common hallway.

Wardrobe Area

A wardrobe workroom is located on the second floor, adjacent to the dressing rooms. It includes extra circuiting for irons and steamers, as well as washer and dryer hookups and a laundry sink. It is accessible by backstage service elevator.

Shore Power

None available.

Tour Office

A small office is available for use adjacent to the wardrobe workroom on the second floor. There is no additional charge for use of this office.

Crew Rates

- Production Manager/Steward at \$22.50 per hour.
- All Stagehands are billed at \$17.00 per hour (4-hour minimum call)
- Up Riggers are billed at \$37.00 per hour. (4-hour minimum on IN and OUT)
- Down Riggers are billed at \$37.00 per hour (4-hour minimum on IN and OUT)
- A Crew Lead Charge of \$19.00 will be included for all crews over 3 persons.
- Runner Base Rate: \$150 per day plus expense. If runner is using a personal vehicle price increases to \$180 per day plus expenses.
- ALL events at the Globe-News Center require a 2-hour Prep, prior to your event and a 2-hour restore after your event. Both crew calls will be charged to your event.

All labor calls that extend over 8 hours in a 24-hour day will be billed out at an overtime rate of time and a half.

**Globe News Center for the Performing Arts
Stage Lighting Inventory**

Description	Location	Quantity
Source 4- 50°	All	33
Source 4- 36°	All	63
Source 4- 26°	All	67
Source 4- 19°	All	99
Source 4 -10°	All	43
Source 4 w/o Barrel	All	20
Source 4 Par	All	116
K9 Bulldog LED Par	All	33
Top Hat (Source 4 19-50°)	All	81
Snoot (Source 4 19-50°)	All	36
Eyelash (Source 4 19-50°)	All	30
Top Hat (Source 4 Par)	All	41
Snoot (Source 4 Par)	All	36
Eyelash (Source 4 Par)	All	20
Scenic Bumper	All	17
Side Arm	All	18
5' Stage Pin	All	41
10' Stage Pin	All	16
20' Stage Pin	All	1
25' Stage Pin	All	30
50' Stage Pin	All	5
100' Stage Pin	All	2
Female Stage Pin to Male Edison	All	8
Male Stage Pin to Female Edison	All	24
Two Way Splitter	All	42
Three Way Splitter	All	33
5' DMX	All	29
10' DMX	All	12
20' DMX	All	6
25' DMX	All	12
50' DMX	All	10
100' DMX	All	6
Male 3 Pin to Female 5 Pin DMX	All	0
Male 5 Pin to Female 3 Pin DMX	All	0
Male 5 Pin to Male 5 Pin DMX	All	1
Female 5 Pin to Female 5 Pin DMX	All	0
Obsidian Netron EP2	All	8
Obsidian Netron EN4	All	2
Female Power-con to Edison	All	31
10' Power-con	All	3

Version 11.12.25

25' Power-con	All	5
50' Socapex Extension	All	3
Nova Bright Zoomable LED Par	All	1
Cyc Lights	All	5
barrels without lenses	All	3
barrels to reassemble	All	4
deconstructed shutter housings	All	5
housings need the cable repaired	All	7
deconstructed Parnell	All	1
Power-con with frayed wires	All	1
Gray cable Unknown use	All	1
Stringer	All	2
75' Stage Pin	All	2
10° Barrel	All	4
75' Socapex Extension	All	1
Socapex Fan In	All	9
Socapex Fan Out	All	3
5' Supercat6 Ether-con	All	10
10' Supercat6 Ether-con	All	10
25' Supercat6 Ether-con	All	5
50' Supercat6 Ether-con	All	2
100' Supercat6 Ether-con	All	2
300' Supercat6 Ether-con Reel	All	3

If additional Lighting equipment is needed, we can pull from our other spaces for an additional fee. Please let the production staff know at least 14 Days in advance.

Globe-News Center for the Performing Arts Audio System

The Globe-News Center combines acoustic excellence with an outstanding Audio system. The system is a Left, Center, Right system that can be configured for most audio needs. **ALL events in the GNC, using ACCC equipment OR Rented/personal/tour gear, is required to allow the ACCC Assisted Listening System (ALS) to be plugged in and used for the event.** Following is an overview of available equipment:

Front-of-House

- Console: Midas M32 input console.
- 56 channel snake system from stage to booth with additional cable passes for supplemental runs
- 4 channel Clear-Com system
- Back stage, onstage, and lobby paging program system

Version 11.12.25

EAW Speakers

- Center cluster speakers - 2 EAW MQM 1364's and 1 MQM 1410 (4x10 low freq. See MQM1215 for similar specs) and bottom tier of MQM DF (custom wide-pattern down-fill box)
- Left and Right stacks suspended include 1 MQM 1364, 1394,1410 per side
- Subwoofers single SB250 and SB180 per side
- Under-Balcony Fills - Nine JF80 under balcony fills patchable on an individual speaker basis

Orchestra announce speakers

- A group of EAW speakers are permanently installed for P.A. use when the large system is not desired. These provide adequate coverage for the entire house, while being out of view from the audience. This portion of the system is designed for amplification of the spoken word and limited music.

Amplification

- Amps are all Crest CK series
- 8 channels of unassigned amplification for effects and/or onstage monitors
- Jacks located throughout house for additional use
- Speakers are all tri-amped

Effects Processors:

- 1 Yamaha 2PX 2000
- 1 T.C. Electronic M2000
- 1 Lexicon MPX 1

Compressors:

- 8 Channels KlarkTeknik Compressors

Gates:

- 8 Channels KlarkTeknik Gates

Equalization:

- 4 XTA GQ 600 Stereo EQ Units

CD/Record/Playback

- 2 Tascam CDRW 2000
- 1 Tascam CD-OIU Professional CD player

Mix Positions

- Control Booth – Sliding window to allow sound in (not recommended)
 - Rear two rows – Under balcony eliminates 12 seats (recommended mixing location)
 - Rear five rows – Also under balcony eliminates 30 seats
 - Front of stage to Booth – 108'
-

Equipment	Note	Quantity
Speak-on Patching Cable		20
XLR Patching Cable		8
Gemini CDMP-1500		1
Clear com CC RS-701		12
Clear com CC RS-601		1
Clear com 501		4
Clear com Headsets		7
2' - 1/4" Patch Cable		9
3' - 1/4" Patch Cable		8
4' - 1/4" Patch Cable		7
Stereo 1/4" to 1/8"		2
1/4" to Female XLR		9
1/4" to Male XLR		6
Male to Male XLR		2
Male to Male XLR Barrel		1
Male XLR to Female 1/4" Barrel		1
RCA Extension M/F		1
Single RCA to 1/4"		2
RCA to 1/8"		2
Stereo RCA to Stereo 1/4"		1
Standard RCA		6
Female RCA Mono to 1/4"		1
Listen Technologies LT 803 FM Transmitter	ALS	1
Listen Technologies Standard Reciever	ALS	8
Listen Technologies Neckloop for "T" Coils	ALS	7
Listen Technologies Ear Speaker Mono	ALS	8
Sescom IL-20Db pad		2
EAW SB48zP	Booth Sub	1
Ultimate Telelock Speaker Tripods		4
Mic stand w/ 12" base		8
Mic stand w/ 8" base		15
Microphone Booms		19
10' Speak-on		1
25' Speak-on		12
50' Speak-on		7
100' Speak-on		7
5' XLR		8
10' XLR		3
20' XLR		6
25' XLR		47
≈50' XLR		2

Version 11.12.25

100' XLR		2
Sescom IL-19 Hum Fighter		1
4 Mono 1/4" to 4 Stereo 1/4"		1
Speak-on Coupler		7
Whirlwind 12 channel snake	12 in	1
Whirlwind 24 channel snake	16 in, 8 - 1/4" out	1
Whirlwind 52 Channel Split Snake	40 in, 12 out	1
Rapco 26 Channel Snake	16 in, 10 - 1/4" out	1
Elite Core 12 Channel Snake	8in, 4 out	1
Stringers		5
Extension Cords		18
Extension Cord to Duplex		1
Power Strips		5
L6-20 Cables		2
L6-20 Quad box break out		1
Shure SM 58		6
Shure SM 57		5
Shure Beta 57		7
Shure 561		1
Shure Beta 52a		2
Crown PCC 160		2
AT 4033a	w/ mic clips	2
AT 8538	Inline with mics	4
AT 853Rx		3
AT U853R	w/ AT 8538	1
AT Pro 35	w/ AT 8538	3
Behringer XENYX 802 Mixer		1
DI Box		4
Isolated Splitter		1
20 Channel Cable	12in, 8 out	1

If additional audio equipment is needed, we can pull from our other spaces for an additional fee. Please let the production staff know at least 14 Days in advance.



GNC LINSET SCHEDULE – NEXT PAGE

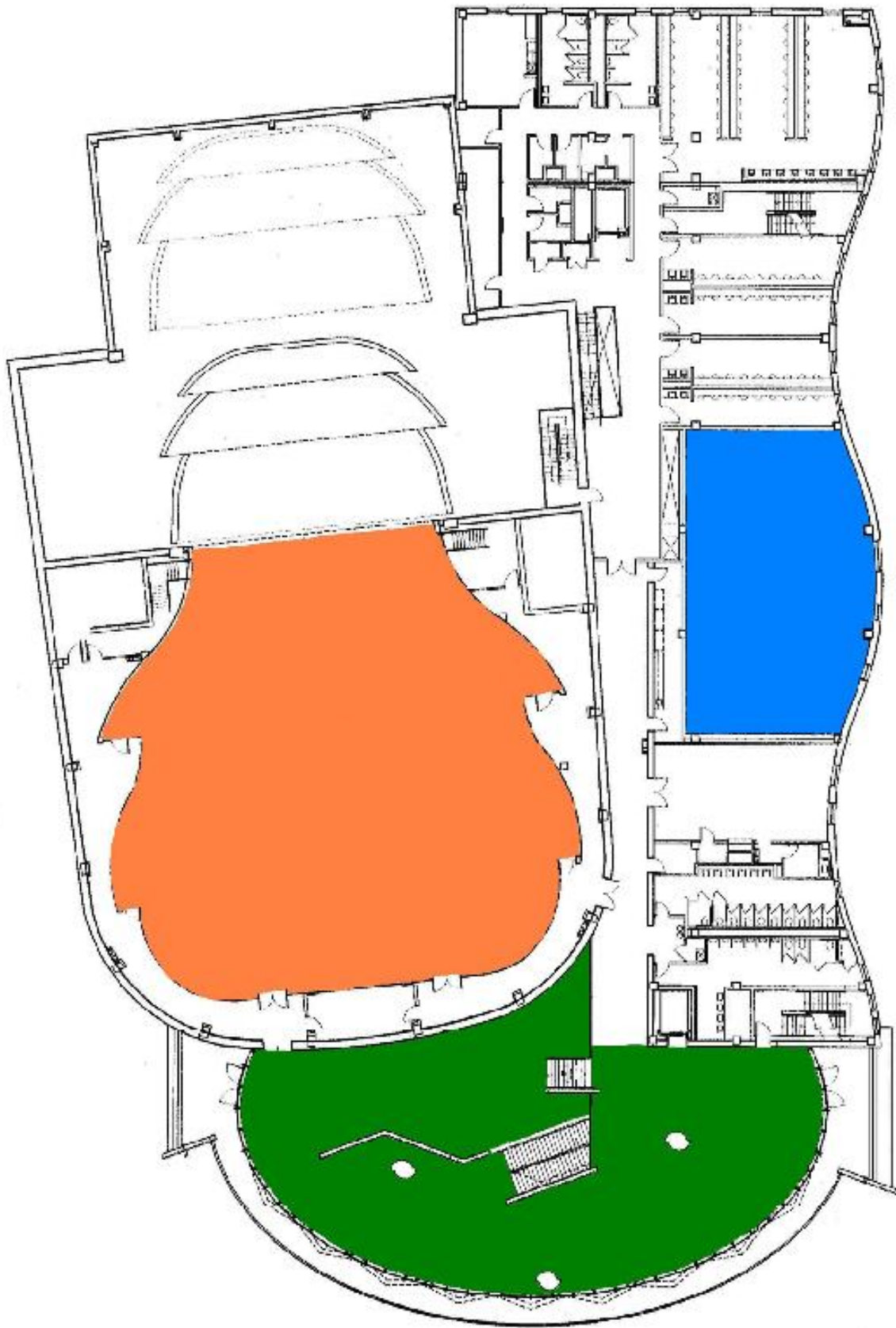
Globe-News Center Line set Schedule

Line set Number	Feet from DS Wall	Description	Notes	
Grand Drape	1'5"	Grand Drape	(Not at Rail)	
1	2'3"	Border	1st Border	
2	2'9"	Legs	1st Legs	
3	3'3"			
4	3'9"			
5	4'3"	1st Electric	Cables	
6	4'9"	1st Electric	Instruments	
7	5'3"			
8	6'3"			
9	7'3"	Overhead Monitors		
10	7'9"			
11	8'3"			
12	8'9"			
13	9'3"	Border	2nd Border	
14	9'9"	Legs	2nd Legs	
15	10'9"	2nd Electric	Cables	
16	11'3"	2nd Electric	Instruments	
17	11'9"			
18	12'3"			
19	13'3"	2nd Electric	Cables	
20	13'9"	2nd Electric	Instruments	
21	14'9"			
22	15'3"			
23	16'3"	Mid-Stage Full Black	No travel	
24	16'9"	Legs	4th Legs	
25	17'9"			
26	18'9"			
27	19'3"	3 rd Electric	Cables	
28	19'9"	3 rd Electric	Instruments	
29	20'9"			
30	21'3"			

Version 11.12.25

31	21'9"			
32	22'3"			
33	22'9"	Border	4th Border	
34	23'3"	Legs	5th Legs	
35	24'3"	4th Electric	Cables	
36	24'9"	4th Electric	Instruments	
37	25'3"			
38	26'3"			
39	26'9"			
40	27'3"	Overhead Monitors		
41	27'9"			
42	28'3"	Border	5th Border	
43	28'9"	Legs	5th Legs	
44	29'3"	5th Electric	Cables	
45	29'9"	5th Electric	Instruments	
46	30'9"			
47	31'9"			
48	32'3"			
49	33'3"			
50	33'9"			
51	34'3"			
52	34'9"			
53	35'3"			
54	35'9"			
55	36'9"			
56	37'3"	Full Black	No Travel	
57	37'9"	Legs (coliseum)	37' Tall Legs	
58	38'3"	Cyc		
59	38'9"		Storage Pipe	

***Black/White scrims are available upon request**



2 ENTRY LEVEL PLAN

